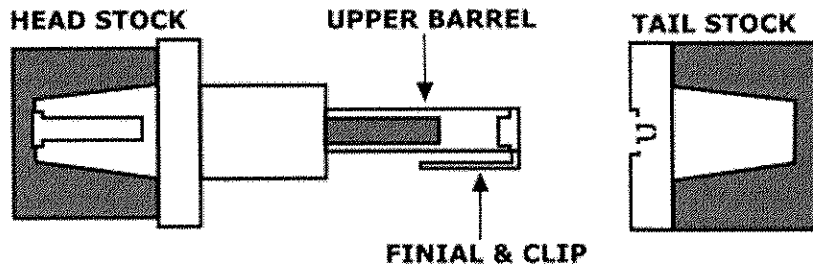
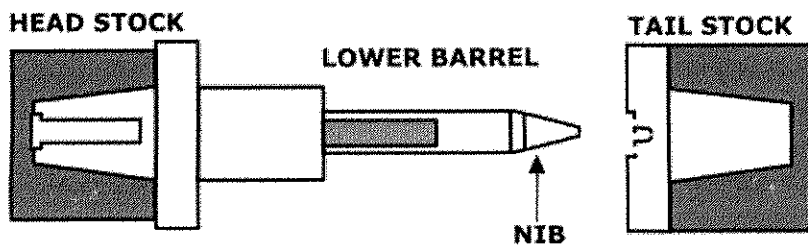


# 7mm PEN ASSEMBLY KIT

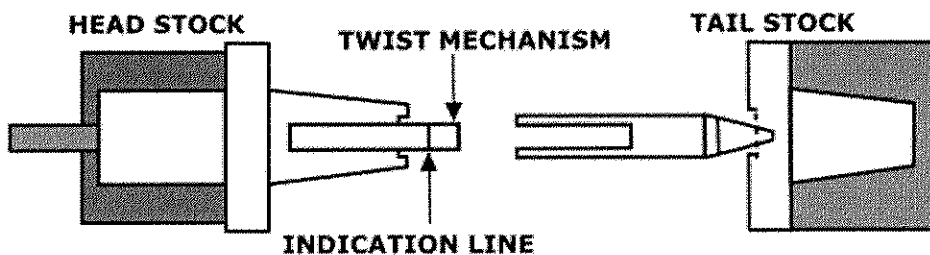
- (1) Put double ended Morse taper assembler into head stock with bar out. Insert upper barrel over the bar in head stock. Put clip and finial in the end. Use Tail stock to press clip home.



- (2) Remove and insert lower barrel over bar. Insert nib using same method as above.



- (3) Reverse double ended assembler in head stock. insert twist mechanism in hole provided with brass insert pointing outwards. Now put lower barrel with nib in tail stock. Prise mechanism into indicated line.



Now all you have to do is assemble the pen.

For use with 7mm ONLY

\*Note drawing not to scale