














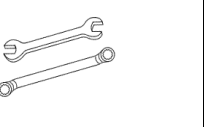










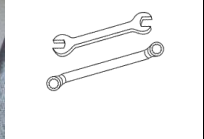


Montage/Mounting

DB1021N1"

Buitendraaiinrichting - Support de tournage frontal Bowl turning attachment - Aussendrehvorrichtung


<p>① = 1 x spacer ② = 10 x washer M10 ③ = 4 x M10 x 16mm ④ = 2 x M10 x 25mm ⑤ = 2 x M10 x 70mm ⑥ = 1 x M16 x 45mm + washer M16 ⑦ = 2 x nut M10 ⑧ = 2 x M10 x 50mm →→→ 32)</p>	
<p>1)  ④+② 2 x M10 x 25mm</p>	<p>2) </p>
<p>3)  90°</p>	<p>4)  50mm+</p>
<p>5)  100%</p>	<p>6) </p>
<p>7) </p>	<p>8) </p>

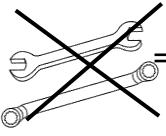
9)			10)		
11)		③+② 4 x M10 x 16mm	12)		↻ 100% 
13)		⑤+②+⑦ 2 x M10 x 70mm	14)		
15)		↻ 50%	16)		
17)			18)		①
19)			20)		
21)			22)		↻ 100% 

23)		⑥ M16 x 1.5mm	24)		
25)			26)		↻ 80% 
27)	 → 28		28)		
29)		↻ 100% 	30)		Test ? 👍 → OK → 31) 👎 → NOK → 28)
31)		OK ! ↻ 100% 	32)		
33)		2 X	34)		

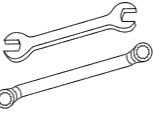
 = Losdraaien, desserrer, unscrew, abschrauben

 = Vastdraaien, serrer, tighten, anziehen

 = met de hand, à la main, by hand, mit Hand



= geen sleutels gebruiken, ne pas utiliser des outils, do not use tools, ohne Werkzeuge



= gebruik sleutels, utiliser des outils, use tools, Werkzeuge verwenden

Het WIVAMAC® Team wenst u veel succes. Mocht u toch problemen hebben dan staan we teruwer beschikking om u verder te helpen.

l'Equipe WIVAMAC® vous souhaite beaucoup de succès. En cas de problèmes nous sommes à votre disposition pour vous aider.

The WIVAMAC® Team wishes you good luck. In case you would encounter problems anyway, we are available to help you further.

Das Willy Vanhoutte Team wünscht Ihnen viel Erfolg. Sollten Sie noch weitere Probleme haben, wir stehen Ihnen gerne zur Verfügung.

WIVAMAC®